



District Report Card: 2017


State: Odisha	District: Kalahandi
Class: 8	Subject: Language
Schools: 49	Students: 1158


Participation/Coverage


Students

GENDER 	Boys		Girls	
	Number	%	Number	%
	587	50.69	571	49.31

AREA 	Rural		Urban	
	Number	%	Number	%
	1158	100.00	0	0.00

CATEGORY 	SC		ST		OBC		GEN	
	Number	%	Number	%	Number	%	Number	%
	262	22.63	385	33.25	499	43.09	12	1.04

CWSN 	LD	VI	HI	S&LD	ID	Oth
	1	3	0	0	0	1

Management 	Government		Government-aided	
	Number	%	Number	%
	1147	99.05	11	0.95

Average Performance of Students in Language (%)

Overall	Gender		Area		Management		Social Group			
	Male	Female	Rural	Urban	Govt.	Aided	SC	ST	OBC	GEN
44.25	42.73	45.83	44.25	0.00	44.22	47.88	44.07	42.13	45.64	58.89

Performance on Learning Outcomes (LOs)

Learning Outcomes	Description	Average Performance(%)
L813	Read textual/non-textual materials with comprehension and identifies the details, characters, main idea and sequence of ideas and events while reading	44.25

Range of Performance of Students who Answered Correctly							
Below 30%		30% - 50%		50% - 75%		Above 75%	
Number	%	Number	%	Number	%	Number	%
334	28.84	383	33.07	331	28.58	110	9.50

Lowest Performing Learning Outcomes (LOs)

1 - Read textual/non-textual materials with comprehension and identifies the details, characters, main idea and sequence of ideas and events while reading (44.25)